



# *mobile*seat **iBACK 2**

SMART MASSAGE CUSHION



Ogawa is grateful  
to have received  
these awards:



PUTRA  
BRAND AWARDS 2010  
SILVER  
In association with  
MALAYSIA'S MOST VALUABLE BRANDS

Ogawa Wellness Hubs: ·Malaysia·Singapore·Vietnam·Philippines·Indonesia  
·Myanmar·India·China·Hong Kong·Taiwan·Turkey·Pakistan  
·Saudi Arabia·Mauritius·Russia·France·Canada

User Manual 使用手册  
OG 1001

# CONTENTS

---

Safety Instructions	2
Warranty Claims	4
Main Unit & Accessories	5
Controller Diagram	6
Product Operation Guide	7
Product Features	9
Product Maintenance	10
Troubleshooting	11
Product Specifications	12
Contact Us	13

# Safety Instructions

---

## i. Usage environment

- Do not use the appliance in a wet condition or dusty environment as this may result in malfunction or electric shock.
- Do not use the appliance in the bathroom.
- Do not place or store the appliance where it can fall or be pulled into a tub or sink.
- Place the appliance in a safe location.
- Do not use or sit on the appliance when driving the car.
- Do not expose the appliance to a heater or direct sunlight.

## ii. Unsuitable user

If you are experiencing health complications or conditions as stated below, please consult your doctor before use:

- Suffering from heart disease
- Pregnancy
- Any health concerns

## iii. When the product should not be used

- If the use exceeds 15 minutes at one time.
- This unit should not be used by children or invalids without adult supervision.
- Do not use this product before sleep.
- If the fabric cover is torn.
- If liquid is spilled onto the appliance.
- If the user feels abnormal or severe pain during the massage.
- If the user detects any malfunction or other abnormal conditions during operation.
- If there is lightning.

## iv. Caution and warning

- Unplug the appliance from the outlet when not in use.

# Safety Instructions

---

- Do not use any attachments that are not recommended by OGAWA.
- Do not operate this appliance if it has a damaged cord or plug. Please return the unit to OGAWA Service Center for examination and repairs.
- Do not insert your hands or any object into the massager's vents and gaps.
- Use the heated surfaces carefully. It should not be used by children or incapacitated persons. May be dangerous.
- Do not lift or carry this appliance by the power cord or any cord.
- This product is only intended for home use only. Commercial use is prohibited.
- Do not cover the appliance during operation.
- Do not crush appliance and avoid it from sharp folds.

## v. Note

- Please read these safety notes thoroughly beforehand to ensure the safety and correct use of the appliance.
- The appliance is not intended for use by persons suffering from physical, sensory or mental disabilities, or persons who lack experience and knowledge about the product. They need to be supervised and instructed by a person responsible for their safety.
- Extensive usage could lead to excessive heating and shorter product lifespan. Should this occur, discontinue usage and allow the unit to cool before operating.
- Some levels of noise during usage are normal due to vibration.
- Consult the doctor before use if the person using it is under medication or with a medical condition. Please do not use the product if you are not feeling well.
- Do not increase the room temperature abruptly if the appliance is used in the cold room. It is advisable that the temperature should increase gradually to a normal level.
- If the appliance is stored in a cold place or in a warm environment, please wait for one hour before use to reach the optimum massaging level.

## Safety Instructions

---

- Do not remove the cover of the appliance. Touching the internal components may result in malfunction or electric shock.
- Do not connect or disconnect the power cord from the electrical outlet with wet hands.
- Do not use the appliance if the electrical outlet is loose.

## Warranty Claims

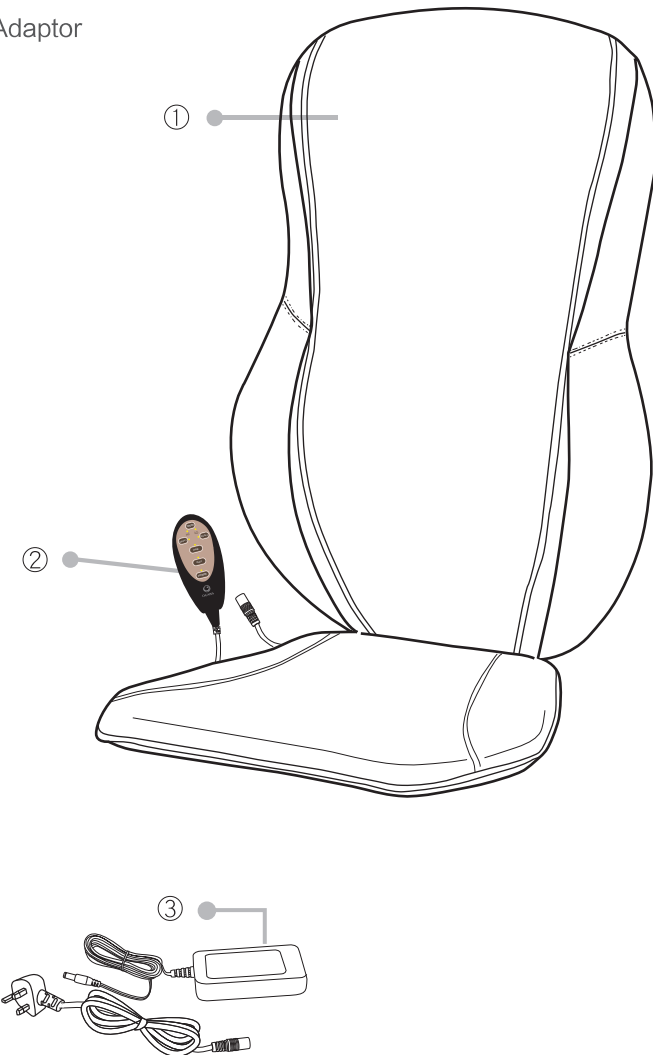
---

1. Warranty is not transferable.
2. This warranty is effective only if the product is purchased from OGAWA.
3. Proof of purchase (original receipt) is required for all warranty repairs.
4. All implied warranties, including but not limited to these implied warranties of fitness and merchantability, are limited to the duration stated in the warranty policy.
5. Damage due to misuse, improper treatment and unauthorized modification and repair are not covered by this warranty.
6. Warranty does not cover accessories and attachments which do not belong to the massage unit.
7. Warranty is not effective to rental, business, commercial, institutional or other nonresidential users.
8. All services covered by this warranty must be approved by OGAWA and repaired by authorized technicians only.
9. If replacement parts for defective materials are not available, OGAWA reserves the right to make substitution in lieu of repair or replacement.

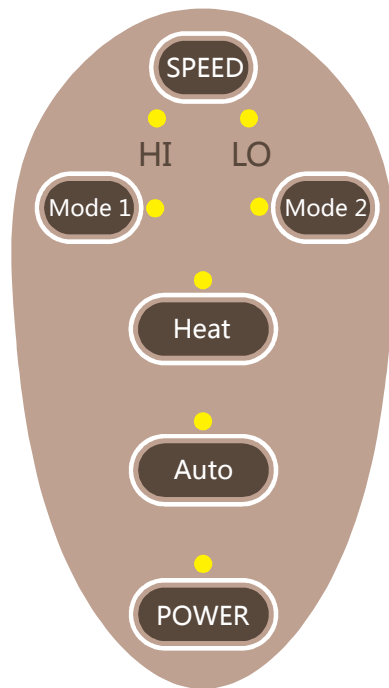
## Main Unit & Accessories

---

- 1 Back cushion
- 2 Controller
- 3 Adaptor



## Controller Diagram



**NOTE: There is a 15-minute auto shut off on the unit for your safety.**

## Product Operation Guide

### i. Preparation before use

- A screw is applied on the back of the product to protect the massager apparatus during shipment. Remove the screw before use.
- Use the equipped wrench to remove the screw and insert the power cord provided into the opening.

### ii. Placing the massager

- The massager is equipped with back strap that allow user to faster onto most chairs.
- Place the massager on a chair, wrap the two ends of the strap round the back of the chair and secure with Velcro.

## Operation instruction

### i. [Power]

- Insert the power plug into the electric outlet. Massage roller will go back to standby position.
- Press POWER to start massage in low speed, timer is preset at 15 minutes.
- Press POWER to stop.

# Product Operation Guide

---

## ii. [AUTO]

Press AUTO to begin auto program.

## iii. [Mode1]

Press Mode 1, the rollers will move in same rotation.

## iv. [Mode2]

Press Mode 2, the rollers will move in different rotation.

## v. [Speed]

Press SPEED to adjust the intensity of massage.

## vi.[Heat]

Press HEAT to start the heat function.

# Product Features

---

1. 3 massage zones for your selection. Concentrate on your upper back, lower back or your entire back.
2. Heat function to increase the massage effects and improve blood circulation  
Light and portable design.
3. Easy to use remote controller.
4. Auto shut-off after 15 minutes.
5. LED light indicators.

## Effects by using the appliance

1. Relieves the muscle ache and pain.
2. Relieves the tension and reduces the stress.
3. Improves blood circulation.

When not in use, press the [Power] button, and please don't cut off the power immediately until the rollers have resumed to the bottom and the indicator light is off.

## After use

Press the 'Power' button after use and the massager will stop operating. Massage rollers will resume to their original position. Unplug the appliance from the power outlet.

## Product Maintenance

---

### To store

- Keep the massager in the box or in a safe, dry and cool place.
- Keep the massager away from sharp edges or pointy objects that might cut or puncture the product's fabric surface.
- To avoid damage, do not wrap the power cord around the unit.
- Do not hang the unit with the controller cord.

### To clean

- Avoid immersing unit in any liquid during cleaning.
- Unplug the unit and allow it to cool before cleaning.
- Clean only with a soft, slightly damp sponge.
- Keep the appliance away from water or any liquid.
- Avoid using abrasive cleaners, brushes, gasoline, kerosene, glass/furniture polish or paint thinner to clean the product.

## CAUTION

- It is recommended for every massage not more than 15 minutes.
- Turn off the power switch immediately if user feels any discomfort.
- Unplug the appliance from the power outlet when not in use.
- If out of power, please turn off the power switch to avoid the massager from continue operating once the electricity is restored.
- This product is auto shut-off after 15 minutes for safety purpose.

## Troubleshooting

---

his massager is controlled by an integrated chip and is susceptible to power surges from +10% to -15%. Due to this, the massager might display the following:

Conditions	Solutions
Not operating.	<ul style="list-style-type: none"><li>• Use the product when electricity is restored.</li><li>• Reconnect the power code.</li><li>• Turn on the power switch.</li></ul>
Sudden stop.	<ul style="list-style-type: none"><li>• Use the product when electricity is restored.</li><li>• Reconnect the power cord.</li></ul>

## Product Specifications

---

Product Name	iBACK2
Model number of the Product	OG1001
Power source	220-240V~
Frequency	50-60Hz
Voltage	24V 2.5A
Power consumption	60W
Dimensions (Length/width/height)	L608 X W170 X H434 (mm)
Weight	4.8KG

## Contact Us

---



**MALAYSIA**  
 Healthy World Lifestyle Sdn Bhd  
 No.22 Jalan Anggerik Mokara 31/47  
 Kota Kemuning, 40460 Shah Alam  
 Selangor Darul Ehsan, Malaysia  
 Tel: +603-5121 4286  
 Fax: +603-5121 4386



**HONGKONG**  
 OGAWA Health Care  
 International (HK) Ltd  
 31/F, YHC Tower,  
 1 Sheung Yuet Road, Kowloon Bay,  
 KLN, Hong Kong S.A.R.  
 Tel : +85 2 2428 8823  
 Fax: +85 2 2410 0119



**SINGAPORE**  
 OGAWA Healthy-Care Pte Ltd  
 27 Tampines Industrial, Avenue 5  
 T5 @ Tampines  
 Singapore  
 Tel : +065-6846 8588  
 Fax: +065-6846 7677



**VIETNAM**  
 OGAWA Vietnam  
 2nd Floor , Petroland Tower ,  
 12 Tan Trao , Tan Phu Ward ,  
 District 7 , Ho Chi Minh  
 Tel : +84 8 3775 3093 / 3775 3094  
 Fax: +84 8 3775 3095



**INDONESIA**  
 PT Healthy World  
 Lodan Center Block O No 20  
 Jalan Lodan Raya No 2  
 Jakarta Utara 14430  
 Tel : +62 21-6983 1123  
 Fax: +62 21-6983 1124



**PHILIPPINES**  
 O-Healthcare Solution Phil. Inc.  
 2303, 4th Floor, G&A Building,  
 Chino Roces Avenue Extension,  
 Makati City, Philippines  
 Tel: +632 889 0676 / +632 844 6851  
 Fax: +632 812 0421



# 目录

---

安全说明	16
保修权限	18
产品零件及配件	19
手控器说明	20
操作说明	21
功能特点	24
产品保养	25
疑难解答	26
产品规格	27
联络我们	28

# 安全说明

---

## i. 使用环境

- 请勿在潮湿或灰尘密集的环境下使用本产品，以免导致触电或机器故障。
- 请勿在浴室中使用本产品。
- 请勿将此产品放在浴缸或水槽旁，以免脱落。
- 请将本产品存放在安全的地方。
- 请勿在驾驶时，使用或坐在此产品上。
- 请勿将此产品暴露于热源或阳光直射下。

## ii. 不适宜人群

以下人士，请在使用前先咨询医生的意见：

- 心脏病患者
- 孕妇
- 身体不适者

## iii. 以下情况请勿使用本产品

- 当一次使用本产品超过15分钟时。
- 小孩或残病人士在无人监督的情况下。
- 睡前。
- 产品外层破损。
- 液体泼溅到产品上。
- 使用过程中感到不寻常或剧烈疼痛。
- 使用中过程中发觉任何机件故障或不寻常状况。
- 打雷时。

## iv. 警告

- 没有使用时，请拨下电源插头。

# 安全说明

---

- 请勿使用非 OGAWA 提供的配件。
- 当电源线或插头损坏时，请勿使用并及时联系 OGAWA 服务中心进行维修检查。
- 请勿将手或任何异物塞入按摩器间隙中。
- 请务必谨慎使用按摩器的加热功能，勿用于对热能反应较为迟钝的皮肤上及血液循环不良的部位。请问让儿童或身心功能障碍者自行使用加热功能。
- 请勿扯动电源线来移动本产品。
- 本产品仅为个人使用，禁止用于商业用途。
- 请勿在使用中覆盖本产品，以免引起故障或火灾。
- 请勿挤压或用尖锐物刮破本产品。

## v. 注意

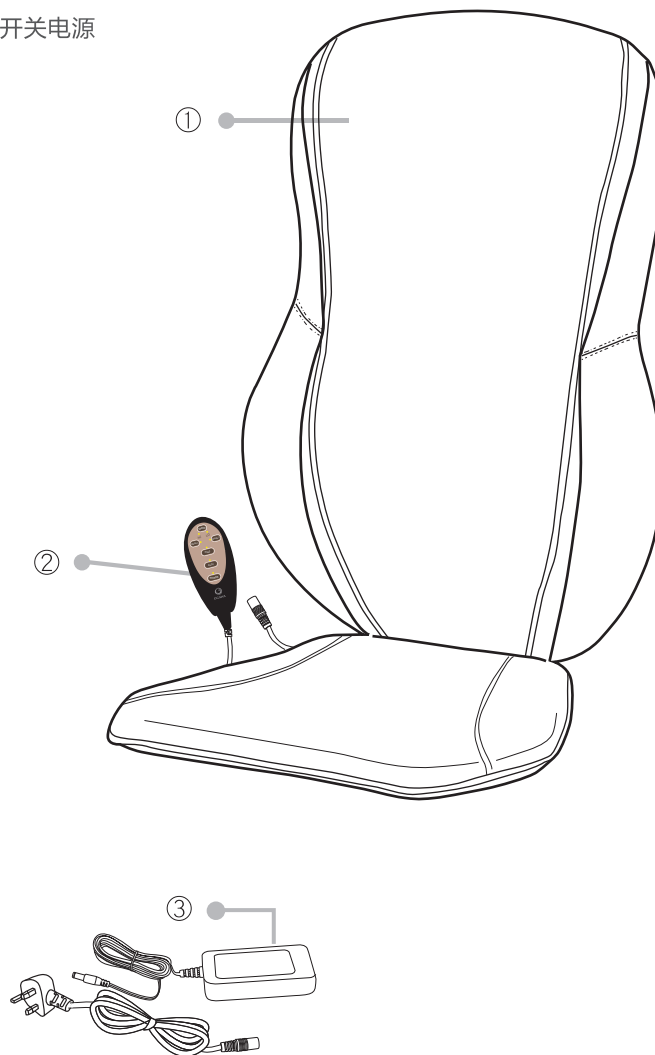
- 为确保安全及正确使用，使用前请务必详细参阅本说明书。
- 若儿童、身心功能或智能障碍者使用本产品，必须有人在旁指导且能确保其安全。过度使用可能会导致产品过热或缩短产品寿命，重复使用时，须让产品冷却一段时间后再使用。
- 使用时发出的声响属正常，这是由产品振动而产生的。
- 正在接受药物或医疗治疗者，请在使用前咨询医师。若您感觉不适，请勿使用本产品。
- 如果在低温室中使用，请勿骤然升高温度。建议将温度逐渐升高调整到正常温度后。
- 若将产品存放于低温或高温的环境中，建议您在一小时后才进行使用本产品以达到最佳的按摩体验。
- 请勿拆卸本产品。触碰内部机件可能导致故障或触电意外。
- 请勿用潮湿的手安插或拔出电源插头。
- 当电源插座有松动时，请勿使用。

## 保修权限

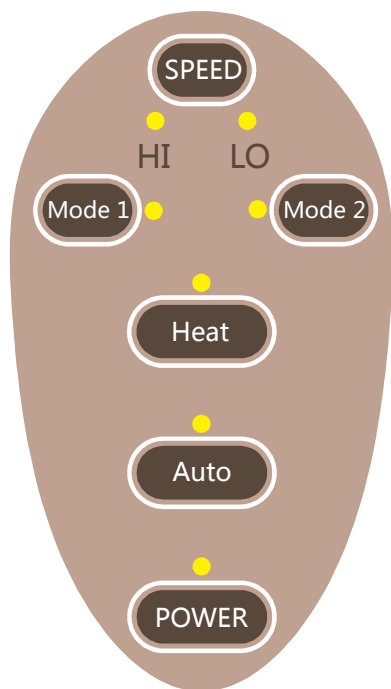
1. 本保修权限不可转让。
2. 本保修服务仅对在 OGAWA 购买的产品有效。
3. 当要求保修服务时，请出示购买证明（正本收据）。
4. 所有保修项目，包括但不限于这些健身及适销性的保修项目有效期限需视保修政策而定。
5. 因错误使用、处理不当以及未经授权私自改装和维修产品而导致的损坏，不属于保修范围。
6. 此保修范围不包括不属于产品本身的附件。
7. 此保修范围不适用于租赁、交易、商业、机构或其他非住宅用户。
8. 此保修范围内所涉及的维修服务需经过 OGAWA 授权，且必须由授权的技术人员维修。
9. 若需更换的维修附件缺货，OGAWA 有权采用替代配件进行维修。

## 产品零件及配件

- 1 产品主体
- 2 手控器
- 3 开关电源



# 手控器说明



注意：出于安全考虑，  
本机有15分钟自动关机程序。

# 产品操作

## 1 开启电源开 / 关

- 将电源插头插入市电 220~ 插座上；
- 按手控器上 [ 电源 ] 键启动产品功能并依手控器操作说明选择相应按摩模式；
- 停止使用时，请按手控器上 [ 电源 ] 键关闭产品功能。
- 关闭产品功能后，按摩机构将自动复位，请待复位完成后再将电源插头从电源插座中拔除。

## 2 手控器操作说明

### 1、 电源

- 按电源键一下，控制器电源指示灯亮，默认开启背部异步揉捏手法，慢档按摩功能，同时进入 15 分钟定时，再按一下电源键或 15 分钟定时时间到，按摩器所有功能停止工作，背部按摩机构复位（电源灯闪烁），复位完成后电源指示灯灭。

### 2、 自动模式

- 在开机状态下，此键才有效；按此键进入自动模式，同时相应指示灯闪烁。

### 3、 同步

- 在开机状态下，此键才有效；按此键开启背部同步揉捏手法按摩，同时相应指示灯亮。

### 4、 异步

- 在开机状态下，此键才有效；按此键开启背部异步揉捏手法按摩，同时相应指示灯亮。

### 5、 速度

- 在背部按摩功能开启状态下，此键才有效；按此键选择背部揉捏强度，在慢档——快档间循环切换，同时相应指示灯亮。

## 手控器操作说明

---

### 6、温热

- 在背部按摩功能开启状态下，此键才有效；按一下此键，开启温热功能，温热指示灯亮；再按一下此键，关闭温热功能，温热指示灯灭。

## 注意！

---

- 建议每次按摩时间请勿超过 15 分钟。
- 若在按摩进行中感到不适，请立即关闭电源。
- 产品闲置不用时，请确定电源插头已从电源插座中拔除。
- 如发生电源故障，请关闭电源并拔掉电源插头，以免产品在电源突然恢复的情形下重新操作。
- 为确保您的安全，产品设置了 15 分钟自动关闭电源的功能，产品使用 15 分钟后或者按下电源开关按钮，关闭产品功能时，按摩机构将自动复位，如在使用中，电源突然中断，电力恢复时，按摩机构会先自行复位。

## 功能特点

---

1. 三个按摩区域可供选择，集中按摩上背部，下背部，或者整个后背。
2. 加热功能可提高按摩效果，并促进血液循环。
3. 遥控器易操作。
4. 使用15分钟后，产品自动停止操作。
5. LED指示灯。

## 使用效果

1. 缓解肌肉疼痛。
2. 缓解精神紧张并降低压力。
3. 促进血液循环。

在不使用时，要先按下[开关]键，请勿立即切断电源，需待滚轮回复到底部及指示灯熄灭后才切断电源。

## 使用后

使用完毕之后，请按下[开/关]键，产品将停止操作，按摩滚轮将自动复位。复位完成后，可以安全拔出电源线。

## 产品保养

---

### 贮藏

- 请将置放于原盒内或者安全、干爽通风的地方。
- 远离尖状物以免刮破按摩器表面。
- 请勿将电线缠绕按摩器。
- 请勿以控制线悬挂按摩器。

### 清洁

- 清洗时只须用柔软微湿的海绵抹拭即可。
- 清洗前切记关掉电源并待按摩器冷却。
- 切勿将加热按摩器浸于任何溶液中清洗。
- 将按摩器远离水或其他液体。
- 切勿用清洁剂、刷子、汽油、煤油、玻璃清洁剂或者稀释剂清洗按摩器。

### 提示

- 为了避免加热按摩垫外套破损，在调整按摩位置时，请不要依靠在按摩垫上。
- 请勿用身体阻挡在移动中的按摩机制。
- 因为拉链可能会损坏木椅表面，所以我们建议不要将加热按摩器放在木椅上使用。
- 使用过程中，避施力过度于按摩器以防受伤。
- 由于加热功能耗电较高，所以驾车人士不鼓励在驾驶时使用本产品。为避免您车内的电源系统损坏，请在引擎启动后才将本产品连接至点烟器。
- 请勿自行维修本产品，如需维修服务，请与OGAWA售后服务中心联系。

# 疑难解答

此产品由集成芯片控制,对电压波较为敏感。如果电压波动超过限定电压 +10% 或 -15%,按摩器可能出现以下情况:

异常情况	解决办法
按摩器无法工作。	<ul style="list-style-type: none"><li>● 插电。</li><li>● 适配器插好。</li><li>● 电源开关打开。</li></ul>
突然停止操作。	<ul style="list-style-type: none"><li>● 通电。</li><li>● 电线接好。</li></ul>

# 产品规格

产品名称	iBack2
型号	OG1001
额定电压	220-240 伏特
额定频率	50-60 赫兹
输出电压	24V 2.5A
额定功率	60W
尺寸 (长 x 宽 x 高)	长608 X 宽170 X 高434 (毫米)
重量	4.8 公斤

## 联络我们

---



### 马来西亚

Healthy World Lifestyle Sdn Bhd  
No.22 Jalan Anggerik Mokara 31/47  
Kota Kemuning, 40460 Shah Alam  
Selangor Darul Ehsan, Malaysia  
Tel: +603-5121 4286  
Fax: +603-5121 4386



### 香港

OGAWA Health Care  
International (HK) Ltd  
31/F, YHC Tower,  
1 Sheung Yuet Road, Kowloon Bay,  
KLN, Hong Kong S.A.R.  
Tel : +85 2 2428 8823  
Fax: +85 2 2410 0119



### 新加坡

OGAWA Healthy-Care Pte Ltd  
27 Tampines Industrial, Avenue 5  
T5 @ Tampines  
Singapore  
Tel : +065-6846 8588  
Fax: +065-6846 7677



### 越南

OGAWA Vietnam  
2nd Floor , Petroland Tower ,  
12 Tan Trao , Tan Phu Ward ,  
District 7 , Ho Chi Minh  
Tel : +84 8 3775 3093 / 3775 3094  
Fax: +84 8 3775 3095



### 印度尼西亚

PT Healthy World  
Lodan Center Block O No 20  
Jalan Lodan Raya No 2  
Jakarta Utara 14430  
Tel : +62 21-6983 1123  
Fax: +62 21-6983 1124



### 菲律宾

O-Healthcare Solution Phil. Inc.  
2303, 4th Floor, G&A Building,  
Chino Roces Avenue Extension,  
Makati City, Philippines  
Tel: +632 889 0676 / +632 844 6851  
Fax: +632 812 0421